

Release Notes

DPNCheck® Reporter Application, version 2.3

Note: For a more detailed description overview of new features, please download the DPNCheck Reporter User Manual for version 2.3 located at www.dpncheck/Reporter.

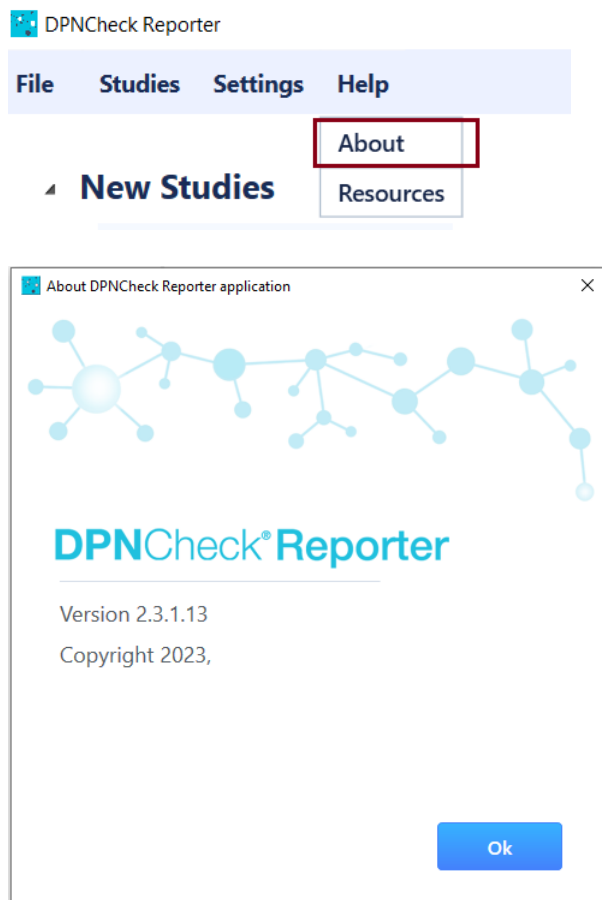
1. Cloud Reporting: Introduction of a new feature, which, when enabled, allows for sending of de-identified Reporter study data to the DPNCheck Cloud for viewing in aggregate with a Dashboard. A new “Cloud” tab is added to settings to support the feature, and a SQLite database is saved locally (stores de-identified data only). An active internet connection is required for use of this feature. This feature is disabled by default.
2. EHR Integration: Introduction of a new feature, which when enabled, allows for sending an HL7 export message directly to an HL7 MLLP receiver over TCP/IP to a defined IP address and port number. The User Interface is updated to indicate status of HL7 transmission. A new “EHR” tab is added to settings to support the feature. This feature is disabled by default.
3. Normal Limits: Addition of a new Normal Limits option that only requires entry of Birth Date for limit calculation. Use of normal limits remains optional and under user control.
4. Multiple enhancements for usability, including:
 - NPI number displayed on Report tab.
 - Inclusion/exclusion of Practice Information entry on report tab controlled by new setting.
 - Modified display of Patient to group required fields at the top; height field only displayed if required for Normal Limit calculation.
 - When selected from Physician List, fields associated with Physician may not be edited.
 - Improvements in messages to users.
5. Load-time Improvements: Ability to control time period for studies loaded on start-up in Settings.
6. Logging: Logging to support new functionality, integration with Microsoft Eventlog, default logging contains no PII/PHI.
7. Removal of select feature support:
 - XML export format
 - Weight entry
 - Use of First and/or Last Name as part of study filename; neither may be used
 - Spanish language
 - Auto-ID population
 - Normal Limits confirmation no longer required during installation process
 - Datasheet
 - Use of Export from within Study Search
 - Day-Month date format selection options
 - Merge into a Completed Study (Now Merge is only allowed for New Studies, only applies if combining multiple tests with same Patient ID into the same study)
 - Local storage of Monograph and User Manual pdfs; accessible through website
8. Branding updates: Logo, color

Summary of Primary Screen Changes

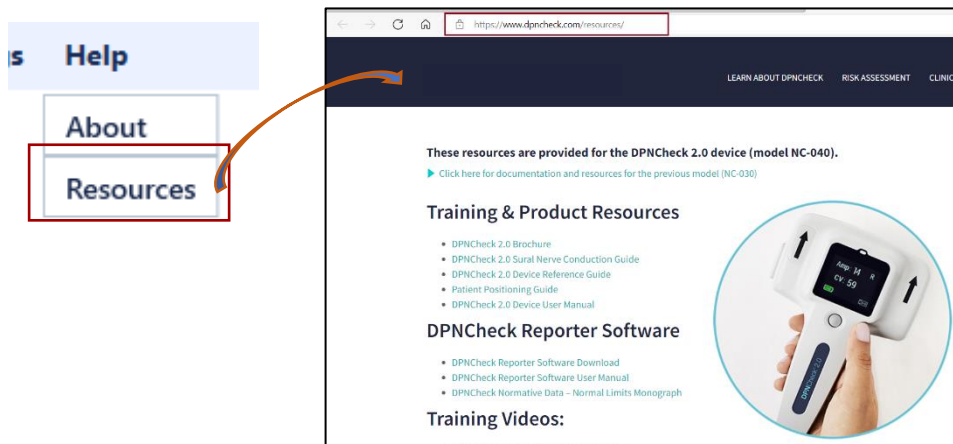
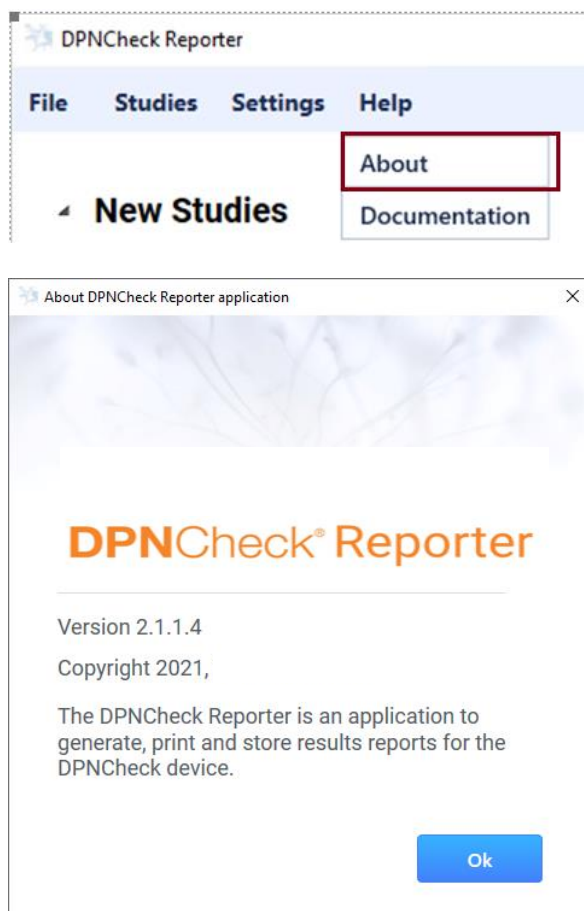
DPNCheck® Reporter Application, version 2.3

Reporter 2.3

Help menu label change from “Documentation” to “Resources”, goes to same website destination.
Modified About screen, new branding. Reporter no longer has a version of the User Manual distributed with the app; all resources are on website.



Reporter 2.1.1.4



Summary of Primary Screen Changes

DPNCheck® Reporter Application, version 2.3

Reporter 2.3

New tabs for EHR and Cloud, Application tab removed.

DPNCheck Reporter Settings

Completed Studies | Report | Datastore | **EHR** | Security | **Cloud**

Folder Locations:

Private Folder: C:\DPNCheck Browse

Share Folder: X Browse

Note: Must enter the share folder location before selecting a 'Yes' option.

Share Reports: ☐ Yes ☒ No

Share Exports: ☐ Yes ☒ No

Advanced

Cancel Ok

Reporter 2.1.1.4

Application settings removed (Language, Auto population ID, File name).

DPNCheck Reporter Settings

Application | Completed studies | Report | Datastore | Security

Select language: English (United States)

Auto population ID: ☒ Off ☐ On

File name: ☒ First Name ☒ Last Name

Cancel Ok

DPNCheck Reporter

File | Studies | **Settings** | Help

Completed Studies

Report

Datastore

EHR

Security

Cloud

Normal Limits

Interpretation Notes

Physicians

Technicians

Prior Months

DPNCheck Reporter

File | Studies | **Settings** | Help

Application

Completed Studies

Report

Datastore

Security

Normal Limits

Interpretation Notes

Physicians

Technicians

April(excluding today)

Prior Months

Summary of Primary Screen Changes

DPNCheck® Reporter Application, version 2.3

Reporter 2.3

DPNCheck Reporter Settings

Completed Studies | Report | Datastore | EHR | Security | Cloud

Load Completed Studies within the following test dates

☐ All available

☐ Last 10 Days

☒ Last 30 Days

i Load time may vary with number of studies.

Cancel Ok

Reporter 2.1.1.4

Date Range option removed.

DPNCheck Reporter Settings

Application | Completed studies | Report | Datastore | Security

Show following test dates

☒ All available

☐ Last 10 Days

☐ Last 30 Days

☐ This Date Range

From: 11/29/2020

To: 12/9/2020

Cancel Ok

Enable Practice Entry Setting added.

DPNCheck Reporter Settings

Completed Studies | Report | Datastore | EHR | Security | Cloud

Measurement units: ☒ US ☐ Metric

Show: ☐ Severity Scale ☒ Interpretation Guide ☐ Neither

Date Format: 5/19/2023

Time Format: 3:30 PM

Document Header

Physician Name: Dr. Kildare

NPI Number: 1234567890

Practice Name: Neurology Dept.

Address 1: General Hospital

Address 2: 123 Main St.

Address 3: Chicago, IL 60606

☒ Enable Practice Entry

☐ Include Technician Name in PDF report

Interpretation Note Library

Cancel Ok

DPNCheck Reporter Settings

Application | Completed studies | Report | Datastore | Security

Measurement units: ☒ US ☐ Metric

Show: ☐ Severity Scale ☒ Interpretation Guide ☐ Neither

Date Format: 12/9/2020

Time Format: 3:30 AM

Document Header

Physician Name: Robert Smith M.D.

Practice Name: Academy Family Practice

Address 1: 1600 High St

Address 2: Suite B

Address 3: Boston, MA 02015

☒ Include Technician Name

Interpretation Note Library

Cancel Ok

Summary of Primary Screen Changes

DPNCheck® Reporter Application, version 2.3

Reporter 2.3

No changes

The screenshot shows the 'DPNCheck Reporter Settings' window with the 'Datastore' tab selected. The 'Folder Locations' section has 'Private Folder' set to 'C:\DPNCheck' and 'Share Folder' with a 'Browse' button. Below this, 'Share Reports' and 'Share Exports' are both set to 'No' with radio buttons. A 'Note' states: 'Must enter the share folder location before selecting a 'Yes' option.' At the bottom right is an 'Advanced' button. The main window has 'Cancel' and 'Ok' buttons at the bottom.

Reporter 2.1.1.4

The screenshot shows the 'DPNCheck Reporter Settings' window with the 'Datastore' tab selected. The layout is identical to the Reporter 2.3 version, showing 'Folder Locations', 'Share Reports', 'Share Exports', and the 'Advanced' button.

EMR Export Format XML removed, Auto Export relocated to EHR tab.

The screenshot shows the 'DPNCheck Reporter Settings' window with the 'EHR' tab selected. An 'Advanced Settings' dialog box is open, showing 'Temperature Compensation' set to 'Yes' and 'EMR Export Format' set to 'HL7'. The dialog has 'Cancel' and 'Ok' buttons. The background window shows the 'Datastore' tab with 'Folder Locations' and 'Share Reports/Exports' settings.

The screenshot shows the 'DPNCheck Reporter Settings' window with the 'EHR' tab selected. An 'Advanced Settings' dialog box is open, showing 'Temperature Compensation' set to 'Yes', 'EMR Export Format' set to 'HL7', and 'Auto Export' set to 'No'. The dialog has 'Cancel' and 'Ok' buttons. The background window shows the 'Datastore' tab with 'Folder Locations' and 'Share Reports/Exports' settings.

Summary of Primary Screen Changes

DPNCheck® Reporter Application, version 2.3

Reporter 2.3

New tab for EHR settings, Automatic Export relocated to this tab, new setting to support EHR Export to IP Address destination.

The screenshot shows the 'DPNCheck Reporter Settings' window with the 'EHR' tab selected. The window has a title bar with standard OS controls. Below the title bar are tabs for 'Completed Studies', 'Report', 'Datastore', 'EHR', 'Security', and 'Cloud'. The 'EHR' tab contains two sections: 'Export Destination' and 'Automatic Export'. In 'Export Destination', 'Export to HL7 File' is selected with a radio button. Below it, 'Export to EHR' is unselected. Under 'Export to EHR', there are input fields for 'IP Address' and 'Port Number'. In the 'Automatic Export' section, 'Export when Completing Study:' has 'Yes' unselected and 'No' selected. At the bottom right are 'Cancel' and 'Ok' buttons.

Reporter 2.1.1.4

When Export to EHR enabled, Study List shows status of EHR Export.

This screenshot shows a portion of the 'Study List' with a red border. It displays a tree view with folders for 'Today 5/1/2023' and 'Prior Months'. Under 'Today 5/1/2023', there is a list item: '5/1/2023 1:56 PM, F LName 5 ✓ EHR OK'. Under 'Prior Months', there is a list item: '4/27/2023 1:56 PM, F LName 1 ✓ EHR OK'.

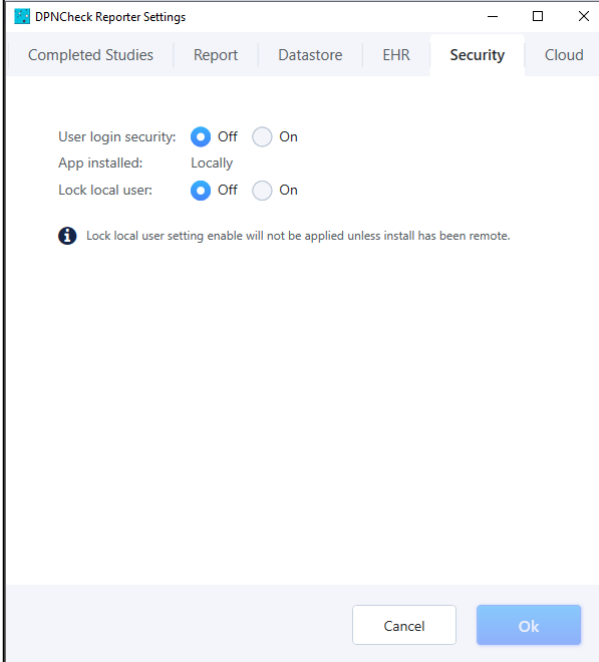
This screenshot shows another portion of the 'Study List' with a red border, focusing on the 'Prior Months' folder. It displays two list items in red text: '2/22/2023 8:10 AM, J Joe3 ! EHR FAIL' and '2/20/2023 12:09 PM, M Jaggar ! EHR FAIL'.

Summary of Primary Screen Changes

DPNCheck® Reporter Application, version 2.3

Reporter 2.3

No changes.

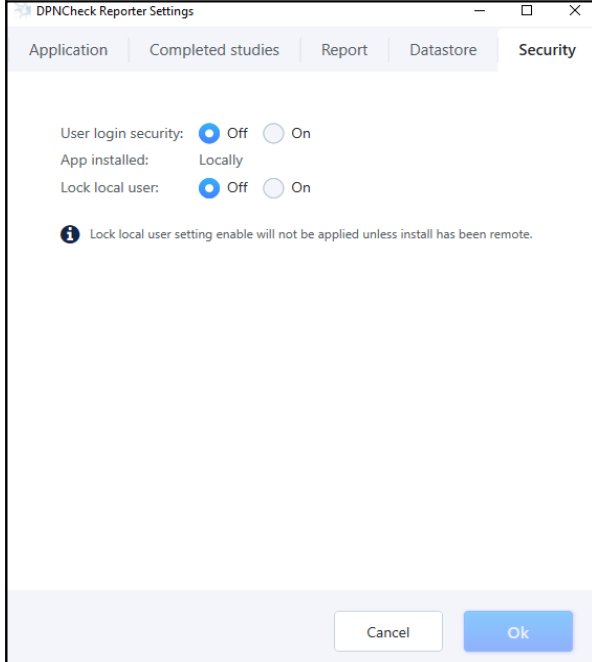


The screenshot shows the 'Security' tab of the 'DPNCheck Reporter Settings' window. The tabs at the top are 'Completed Studies', 'Report', 'Datastore', 'EHR', 'Security' (selected), and 'Cloud'. The settings include:

- User login security: ☒ Off ☐ On
- App installed: Locally
- Lock local user: ☒ Off ☐ On

An information icon (i) is followed by the text: 'Lock local user setting enable will not be applied unless install has been remote.' At the bottom are 'Cancel' and 'Ok' buttons.

Reporter 2.1.1.4

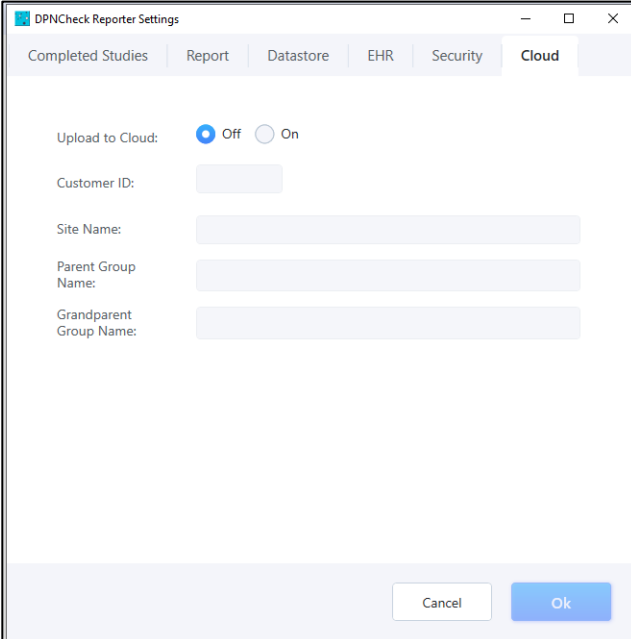


The screenshot shows the 'Security' tab of the 'DPNCheck Reporter Settings' window. The tabs at the top are 'Application', 'Completed studies', 'Report', 'Datastore', and 'Security' (selected). The settings include:

- User login security: ☒ Off ☐ On
- App installed: Locally
- Lock local user: ☒ Off ☐ On

An information icon (i) is followed by the text: 'Lock local user setting enable will not be applied unless install has been remote.' At the bottom are 'Cancel' and 'Ok' buttons.

New tab for Cloud settings, multiple settings to support Cloud feature.



The screenshot shows the 'Cloud' tab of the 'DPNCheck Reporter Settings' window. The tabs at the top are 'Completed Studies', 'Report', 'Datastore', 'EHR', 'Security', and 'Cloud' (selected). The settings include:

- Upload to Cloud: ☒ Off ☐ On
- Customer ID:
- Site Name:
- Parent Group Name:
- Grandparent Group Name:

At the bottom are 'Cancel' and 'Ok' buttons.

Summary of Primary Screen Changes

DPNCheck® Reporter Application, version 2.3

Reporter 2.3

Reporter 2.1.1.4

New age-only normal limit option.

Normal Limits Definition

Normal limits for DPNCheck are described in the DPNCheck Normative Data monograph, which can be found at www.dpncheck.com/resources.

- ☒ Use age and height adjusted normal limits (from monograph).
- ☐ Use age-only adjusted normal limits (from monograph).
- ☐ Use standardized normal limits (5 μ V, 41 m/s).
- ☐ Use custom normal limits.
- ☐ Do not use normal limits.

Continue

Normal Limits Definition

Optional normal limits for DPNCheck are described in the following monograph: [DPNCheck Normative Data: Collection, Analysis and Recommended Normal Limits](#)

- ☒ Use age and height adjusted normal limits (from monograph).
- ☐ Use standardized normal limits (5 μ V, 41 m/s).
- ☐ Use custom normal limits.
- ☐ Do not use normal limits.

Continue

Summary of Primary Screen Changes

DPNCheck® Reporter Application, version 2.3

Reporter 2.3

*Patient Tab: Reorganization of fields with required fields at the top and designated with *, Height field only displayed if required for normal limits calculation.*

DPNCheck Reporter

File Studies Settings Help

New Studies

- 4/16/2023 9:38 AM, S Huber
- 1/23/2023 8:58 AM, D MacDonald
- 1/23/2023 8:29 AM, T Alcorn

Completed Studies (Last 30 Days)

- Today 5/19/2023
- (excluding today)
- 5/4/2023 5:16 PM, T Smith ✓ EHR OK
- Prior Months
- 4/24/2023 9:38 AM, J Feldman
- 4/22/2023 9:38 AM, F Jones
- 4/21/2023 9:38 AM, C Fogelman ✓ EHR OK
- 4/20/2023 9:38 AM, T Wallace ✓ EHR OK
- 4/19/2023 9:38 AM, S Siderman ✓ EHR OK

Patient Report Waveforms

Patient ID*: 1847983 Birth Date*: 5 10 1987 (M/D/YYYY)

Height* (ft in): 5 ft 3 in Age: 36

First Name: Sara

Last Name: Huber

Gender: ☒ Female ☐ Male ☐ Unspecified

* Indicates a required field

Complete Report Send to EHR

Reporter 2.1.1.4

DPNCheck Reporter

File Studies Settings Help

New Studies

- 12/9/2020 9:01 PM, S Hathaway

Completed Studies

- Today 12/9/2020
- 12/9/2020 10:59 AM, S Vaughn
- 12/9/2020 10:46 AM, S Barton ✓
- December(excluding today)
- Prior Months
- 5/12/2020 2:15 PM, S Samuels ✓
- 4/3/2020 12:23 PM, K Creamer ✓
- 4/3/2020 12:22 PM, R Beals
- 4/3/2020 12:21 PM, S Townsend
- 4/3/2020 12:20 PM, R Earl
- 4/3/2020 12:19 PM, P Davis
- 4/3/2020 12:18 PM, B Angelo
- 4/2/2020 2:30 PM, S Bristow
- 4/2/2020 2:25 PM, C Morrison ✓
- 4/2/2020 2:20 PM, B Roberts
- 4/2/2020 2:19 PM, B Carr
- 4/2/2020 1:49 PM, G Clemens
- 4/2/2020 1:25 PM, J Osborne ✓
- 3/27/2020 1:11 PM, M Osborne ✓
- 3/27/2020 1:03 PM, L Durgin
- 3/27/2020 12:57 PM, B Mullins
- 3/27/2020 12:33 PM, P Mullins
- 1/30/2020 6:53 PM, T Smith ✓
- 1/30/2020 6:48 PM, K Jones ✓

Patient Report Waveforms

Gender: ☒ Female ☐ Male ☐ Unspecified

First Name: Sydney

Last Name: Hathaway

Patient ID: 33387929902

Birth Date: (M/D/YYYY) 8 8 1964

Age: 56

Height (ft in): 5 ft 11 in

Weight (lb):

Export DataSheet Report Complete

Summary of Primary Screen Changes

DPNCheck® Reporter Application, version 2.3

Reporter 2.3

Report Tab: NPI field displayed. Practice field display (Practice, Address, City/State/Zip) may be disabled in Settings. When selected from Physician List, fields associated with Physician may not be edited.

The screenshot shows the DPNCheck Reporter application interface. The top menu bar includes File, Studies, Settings, and Help. The left sidebar displays a list of studies under 'New Studies' and 'Completed Studies (Last 30 Days)'. The main area is divided into three tabs: Patient, Report, and Waveforms. The Report tab is active, showing a form for patient and study details. A red box highlights the NPI Number field, which is 1234567890. Other fields include Date (1/23/2023 8:58 AM), Physician (Sample Doctor), Practice (Sample Practice), Address (123 Sample Street, Suite 1), City, State Zip (New York, NY 12345), and Technician (Technician Name). Below these fields are input fields for Amplitude (uV) and Conduction Velocity (m/s) for the Right Leg, with Normal Limits provided. The right panel features an 'Interpretation Guide' chart showing Amplitude (uV) on the y-axis (0 to 32) and Conduction Velocity (m/s) on the x-axis (20 to 70). The chart is divided into four regions: Mild (yellow), Normal (green), Moderate (orange), and Severe (red). A dot is plotted in the Normal region. Below the chart is an 'Interpretation' section with radio buttons for Normal, Mild PN, Moderate PN, Severe PN, and Other. The 'Normal' option is selected. A text box for 'Interpretation note here.' is also present. At the bottom of the form are buttons for 'Complete', 'Report', and 'Send to EHR'.

Reporter 2.1.1.4

The screenshot shows the DPNCheck Reporter application interface for a different study. The top menu bar includes File, Studies, Settings, and Help. The left sidebar displays a list of studies under 'New Studies' and 'Completed Studies'. The main area is divided into three tabs: Patient, Report, and Waveforms. The Report tab is active, showing a form for patient and study details. The fields include Date (12/9/2020 9:01 PM), Physician (Robert Smith M.D.), Practice (Academy Family Practice), Address (1600 High St. Suite B), City, State Zip (Boston, MA 02015), and Technician (Catherine White). Below these fields are input fields for Amplitude (uV) and Conduction Velocity (m/s) for the Right Leg, with Normal Limits provided. The right panel features an 'Interpretation Guide' chart showing Amplitude (uV) on the y-axis (0 to 32) and Conduction Velocity (m/s) on the x-axis (20 to 70). The chart is divided into four regions: Mild (yellow), Normal (green), Moderate (orange), and Severe (red). A dot is plotted in the Normal region. Below the chart is an 'Interpretation' section with radio buttons for Normal, Mild PN, Moderate PN, Severe PN, and Other. The 'Normal' option is selected. A text box for 'Interpretation note here.' contains the text 'This is a normal sural nerve conduction study.' At the bottom of the form are buttons for 'Export', 'Datasheet', 'Report', and 'Complete'.